






How to light a diva for Divali, using oil

Children love making divas to be used with night lights and they will be fascinated to watch you show them how adults also light divas using oil.

1. Fill your diva with any kind of oil.	
2. Pull off a small piece of cotton wool (approx 5 cm long).	
3. With slightly moistened forefinger and thumb, twist one end into a wick.	
4. Hold the cotton wool upright and gently tap the bottom on the palm of one hand to make a 'base'. Dip your forefinger and thumb in a little oil, and moisten the wick.	
5. Place the wick gently in the centre of the diva, where it will soak up the oil, and light.	

For a unique child's eye view of the festivals of Divali, Eid-ul-Fitr, Hanukkah and Chinese New Year, find out about Child's Eye Media's award-winning **'Festivals'** DVD Plus and **Festivals Packs** .

Order online, phone 0161 445 5115 or fax a purchase order to 0161 448 1608.